

INCOLOY® alloy 27-7MO (UNS S31277; EP 1,263,999 B1) is an advanced 7% molybdenum super-austenitic stainless steel offering corrosion resistance in most environments superior to 6% molybdenum super-austenitic stainless steels. In many environments alloy 27-7MO offers resistance approaching that of much more highly alloyed materials such as INCONEL alloys 625, 22, and C-276.

Alloy 27-7MO products typically contain 27% nickel, 22% chromium, 7.2% molybdenum, and 0.34% nitrogen. Its limiting chemical composition is presented in Table 1. The alloy's content of nickel and nitrogen produce a stable austenitic structure. By virtue of its content of molybdenum, chromium, and nitrogen, alloy 27-7MO offers excellent resistance to pitting and crevice corrosion. The nickel, nitrogen, and molybdenum provide resistance to reducing media while a high content of chromium offers resistance to oxidizing media. Alloy 27-7MO performs well in mixed acid environments, especially those containing oxidizing and reducing acids. The alloy's contents of nickel and nitrogen result in resistance to stress corrosion cracking and attack by caustic media. Alloy 27-7MO offers excellent resistance to corrosion in seawater and brine. It also resists stress corrosion cracking in all concentrations of sodium chloride up to saturation at the boiling point. It is resistant to the aggressive media encountered in air pollution control systems such as flue gas desulfurization equipment for high-sulfur coal-fired electric power utilities.

Applications for INCOLOY alloy 27-7MO are found in the pollution control, power, marine, chemical processing, pulp and paper and oil and gas industries. The alloy offers a unique combination of corrosion resistance, high strength and ease of fabrication at an economical price. Alloy 27-7MO is available in standard product forms including plate, sheet, rod, bar, wire rod, pipe, tube, and forging stock.

Table 1 - Limiting Chemical Composition, wt %

Nickel	26.0-28.0
Chromium	20.5-23.0
Molybdenum	6.5-8.0
Copper	0.5-1.5
Nitrogen	0.3-0.4
Iron	Balance*
Manganese	3.00 max.
Phosphorus	0.03 max.
Sulfur	0.01 max.
Silicon	0.5 max.
Carbon	0.020 max.

*Reference to the 'balance' of a composition does not guarantee this is exclusively of the element mentioned but that it predominates and others are present only in minimal quantities.

Physical and Thermal Properties

Table 2 - Physical Properties

Density at room temperature, mill annealed condition	
g/cm ³	8.02
lb/in ³	0.289
Permeability at 200 oersted (15.9 kA/m) at room temperature	
Annealed.....	1.004
Permeability at 200 oersted (15.9 kA/m) at -22°F (<-30°C)	
Annealed.....	<1.01
50% cold worked.....	<1.01
Specific Heat, J/kg °C.....	454
Btu/lb °F.....	0.109
Electrical Resistivity at room temp., mill annealed condition	
ohm•circ mil/ft.....	604
μohm•cm.....	100

Temperature °F °C	Young's Modulus 10 ³ ksi GPa	Shear Modulus 10 ³ ksi GPa	Poisson's Ratio
72 22	27.7 191	10.8 74	0.29
120 49	27.5 189	10.7 74	0.28
200 93	27.1 187	10.6 73	0.28
300 149	26.6 184	10.3 71	0.30
400 204	26.2 181	10.1 70	0.29
500 260	25.7 177	9.9 69	0.30
600 316	25.3 174	9.75 67	0.30
700 371	24.8 171	9.52 66	0.30
800 427	24.2 167	9.4 64	0.29
900 482	23.7 164	9.0 62	0.32
1000 538	23.3 160	8.8 61	0.32
1100 593	22.7 156	8.7 60	0.31
1200 649	22.1 153	8.3 57	0.33
1300 704	21.3 147	8.1 56	0.32
1400 760	20.7 143	7.8 54	0.32
1500 816	20.1 138	7.7 53	0.31
1600 871	19.6 135	7.5 52	0.30

Temperature °C	Conductivity W/m K	Temperature °F	Conductivity BTU in/ft ² h °F
23	0.10114	73	70.17
100	0.12126	212	84.13
200	0.14148	392	98.16
300	0.16295	572	113.05
400	0.18003	752	124.91
500	0.20039	932	139.03
600	0.22631	1112	157.01
700	0.24069	1292	167
800	0.2516	1472	174.56
900	0.25852	1652	179.36
1000	0.27377	1832	189.95
1100	0.28947	2012	200.84

INCOLOY® alloy 27-7MO



INCOLOY® alloy 27-7MO

Table 3 - Coefficient of Expansion (CTE) and Linear Expansion (LE) Mill Annealed Condition

Temp.	LE	CTE	Temp.	LE	CTE
°F	in/in x 10 ⁻³	in/in•°F x 10 ⁻⁶	°C	cm/cm	cm/cm•°C x 10 ⁻⁶
-300	-2.5445	6.84	-190	-2.5910	12.21
-200	-1.9889	7.31	-150	-2.2110	12.84
-100	-1.3154	7.65	-100	-1.6448	13.46
0	-0.5658	7.86	-50	-1.0057	13.93
200	1.024	8.33	100	1.127	15.03
300	1.890	8.49	150	1.911	15.29
400	2.774	8.59	200	2.705	15.46
500	3.668	8.67	250	3.505	15.58
600	4.575	8.75	300	4.320	15.71
700	5.509	8.84	350	5.151	15.85
800	6.450	8.92	400	5.996	15.99
900	7.383	8.97	450	6.838	16.09
1000	8.348	9.04	500	7.690	16.19
1100	9.416	9.2	550	8.573	16.33
1200	10.522	9.37	600	9.538	16.59
1300	11.629	9.51	650	10.537	16.86
1400	12.727	9.62	700	11.542	17.1

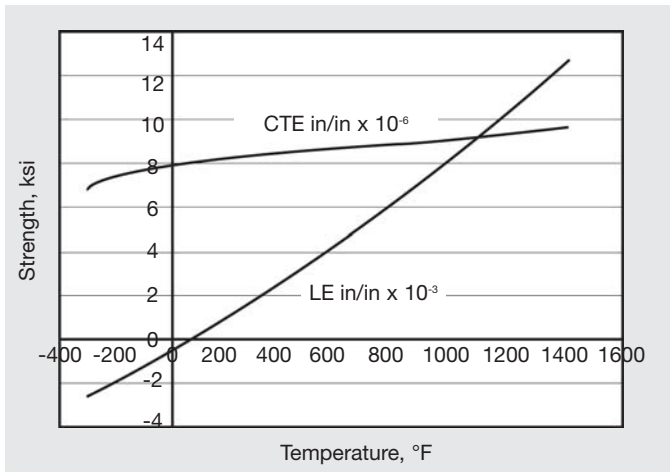


Figure 1. Thermal expansion of INCOLOY alloy 27-7MO in the mill annealed condition.

Corrosion Resistance

Pitting Resistance Equivalency Number - A means of comparing the corrosion resistance of alloys is by their Pitting Resistance Equivalency Number or 'PREN'. Alloys exhibiting higher PREN values are generally found to be more resistant to localized corrosion than those with lower PREN values. The PREN can be calculated by several different equations based upon the chemical composition of the alloys. Some equations are applicable to stainless steels while others are better applied to nickel-based alloys. The equation used here is generally accepted as being applicable to a wide range of alloy compositions. When comparing alloys by their PREN it is absolutely necessary that the same equation be used for all materials to be compared. Comparing alloys by PRENs generated from different equations will give erroneous results. For more information on the use of PRENs to compare the corrosion resistance of materials, refer to the Special Metals publication, "High Performance Alloys for Resistance to Aqueous Corrosion" or visit the Special Metals website, www.specialmetals.com.

PRENs for alloy 27-7MO and similar materials are seen in Table 5. Based on these values of PREN, alloy 27-7MO would be predicted to offer significantly better corrosion resistance than alloy 25-6MO (and similar grades of super-austenitic stainless steel) and even superior performance to alloy 625. Alloy 27-7MO's resistance approaches that of alloy C-276.

Mechanical Properties

INCOLOY alloy 27-7MO exhibits an optimum combination of strength and ductility. Typical mechanical properties of alloy 27-7MO products are compared with those of similar alloys in Table 4. Alloy 27-7MO is normally supplied in the annealed condition.

Table 4 - Typical Mechanical Properties at Room Temperature

Alloy	Ultimate Tensile Strength, ksi / MPa	Yield Strength (0.2%), ksi / MPa	Elongation %	Hardness Rockwell 'B'
INCOLOY alloy 25-6MO	95 / 655	45 / 310	42	90
INCOLOY alloy 27-7MO	120 / 827	60 / 414	50	95
INCONEL® alloy 625	125 / 862	68 / 469	50	95
INCONEL alloy C-276	105 / 724	50 / 345	60	88

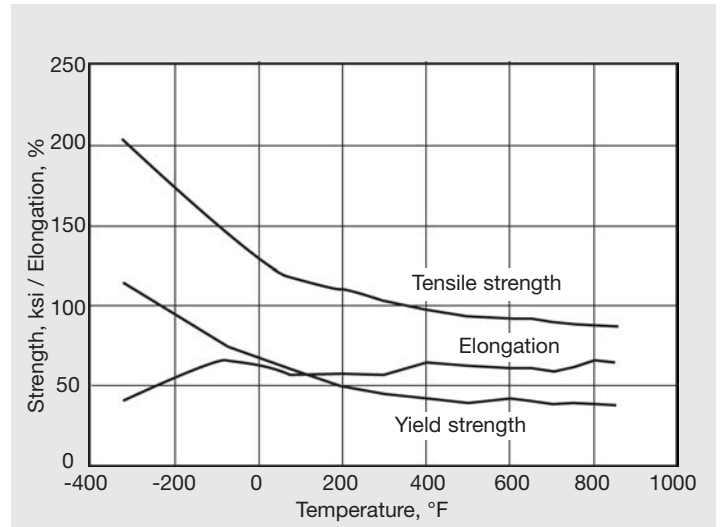


Figure 2. Effect of temperature on mechanical properties of annealed INCOLOY alloy 27-7MO

Table 5 - Pitting Resistance Equivalency Numbers (PREN)*

Alloy	% Ni	% Cr	% Mo	% Nb	% W	% N	PREN
INCOLOY alloy 25-6MO	25	20	6.5	0	0	0.20	35.8
INCOLOY alloy 27-7MO	27	22	7.2	0	0	0.34	43.0
INCONEL alloy 625	62	22	9	3.5	0	0	40.8
INCONEL alloy C-276	58	16	16	0	3.5	0	45.2

*PREN = %Cr + 1.5 (%Mo + %W + %Nb) + 30 (%N)

Critical Pitting Temperatures and Critical Crevice Corrosion Temperatures

Alloys may also be ranked by the threshold temperature at which they begin to be attacked in a given medium. Samples may be directly exposed to the medium which may induce pitting, or a crevice device may be attached which may induce crevice corrosion. The samples are exposed at increasing temperatures until corrosive attack occurs. The lowest temperature at which measurable corrosion takes place is defined as the Critical Pitting Temperature (CPT) or Critical Crevice Temperature (CCT), depending on whether or not a crevice device is attached to the sample. One test method is ASTM G48. Method C is a pitting test while Method D is a crevice corrosion test. The maximum test temperature is 85°C (185°F) as the test solution becomes unstable at higher temperatures. For procedural details, the reader is directed to the test procedure published by ASTM.

CPT and CCT values for some alloys are presented in Table 6. It is seen that alloy 27-7MO exhibits higher values than alloys 25-6MO and 625 and approaches those of alloy C-276.

Table 6 - CPT and CCT per ASTM G48 Test Methods C and D

Alloy	Critical Pitting Temperature		Critical Crevice Temperature	
	°C	°F	°C	°F
INCOLOY alloy 27-7MO	>85	>185	45	113
INCOLOY alloy 25-6MO	70	158	35	95
INCONEL alloy 625	>85	>185	35	95
INCONEL alloy C-276	>85	>185	50	122
UNS N08031	75	167	45	113

Critical corrosion temperatures (CPT and CCT) for an alloy can be determined in essentially any corrosive aqueous medium. "Green Death" is a well known aggressive medium that is often used to evaluate the corrosion resistance of nickel-chromium-molybdenum alloys. It is composed of 11.9% H₂SO₄ + 1.3% HCl + 1% FeCl₃ + 1% CuCl₂.

Table 7 - CPT and CCT determined in "Green Death" solution

Alloy	Critical Pitting Temperature		Critical Crevice Temperature	
	°C	°F	°C	°F
INCOLOY alloy 25-6MO	60	140	45	113
INCOLOY alloy 27-7MO	75	167	60	140
INCONEL alloy 625	75	167	55	131
INCONEL alloy C-276	>Boiling	>Boiling	90	194
6% super-austenitic stainless steel	65	149	50	122
UNS N08031	55	131	50	122

When tested by ASTM G 28, Method A, annealed INCOLOY alloy 27-7MO wrought products exhibit a typical corrosion rate of 15 mpy.

Resistance to Corrosion by Seawater

Nickel-chromium alloys and austenitic and super-austenitic stainless steels containing molybdenum are well known for their resistance to corrosion in seawater and marine environments. A test program conducted at the LaQue Center for Corrosion Technology in Wrightsville Beach, North Carolina (a laboratory well known for marine corrosion testing) produced data showing that INCOLOY alloy 27-7MO offers corrosion-resistance superior to many of the corrosion-resistant alloys commonly used in marine service. Samples of sheet to which Teflon crevice devices were attached were exposed to flowing natural seawater at 30°C for 60 days. Results of the tests are reported in Table 8.

Table 8 - Crevice Corrosion in Seawater

Alloy	PREN* of Test Material	Maximum Area Attacked (sq. mm)	Maximum Depth of Attack (mm)
316L Stainless Steel	21.2	1745	2.84
6% Mo super-austenitic stainless steel	37.0	80	0.01
INCONEL alloy 625	40.2	0	0
INCOLOY alloy 27-7MO	41.6	0	0
INCONEL alloy C-276	45.2	1	0.02

*PREN = %Cr + 1.5 (%Mo + %W + %Nb) + 30 (%N)

INCOLOY® alloy 27-7MO

Resistance to Corrosion by Acids

The molybdenum content of alloy 27-7MO imparts resistance to reducing acids while the alloy's content of chromium results in resistance to oxidizing acids. With its balanced composition the alloy offers resistance to mixed acid environments. Thus, alloy 27-7MO is particularly useful for service in chemical processing and wet scrubbing

systems for air pollution control.

Alloy 27-7MO and other materials were tested in hydrochloric acid (HCl), sulfuric acid (H₂SO₄), and a mixed acid solution. Results of those tests are reported in Table 9.

Alloy 27-7MO also offers excellent resistance to attack by phosphoric, sulfuric and hydrochloric acids, as shown in Figures 3, 4 and 5. Figure 6 shows the CPT of several alloys in green death solution.

Table 9 - Corrosion Resistance in Acids, mpy(mm/a)

Test Media	Temperature, °F (°C)	INCOLOY alloy 25-6MO	INCONEL alloy 625	INCOLOY alloy 27-7MO	INCONEL alloy C-276
0.5% HCl	Boiling	-	0.2 (0.005)	0.7 (0.018)	0.8 (0.020)
1% HCl	Boiling	218 (5.54)	15 (0.38)	1.3 (0.033)	6.5 (0.165)
5% HCl	122 (50)	45 (1.14)	<0.1 (<0.0025)	<0.1 (<0.0025)	0.5 (0.013)
95% H ₂ SO ₄	122 (50)	18 (0.46)	48 (1.22)	14 (0.36)	0.1 (0.0025)
10% H ₂ SO ₄ + 2%HCl	122 (50)	29 (0.74)	<0.1 (<0.0025)	<0.1 (<0.0025)	<0.1 (<0.0025)
10% H ₂ SO ₄	194 (90)	33 (0.84)	1.5 (0.04)	1 (0.025)	<0.1 (<0.0025)
10% H ₂ SO ₄ + 10,000 ppm Cl ⁻	149 (65)	26 (0.66)	-	<0.5 (<0.01)	0.5 (0.01)
10% H ₂ SO ₄ + 1,000 ppm Cl ⁻	149 (65)	26 (0.66)	-	0 (0)	1 (0.025)
85% H ₃ PO ₄	Boiling	30 (0.76)	180 (4.57)	27 (0.69)	13 (0.33)

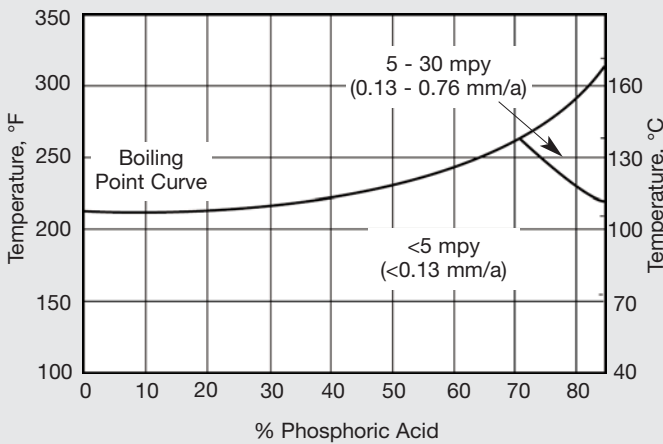


Figure 3. Isocorrosion chart for INCOLOY alloy 27-7MO in phosphoric acid.

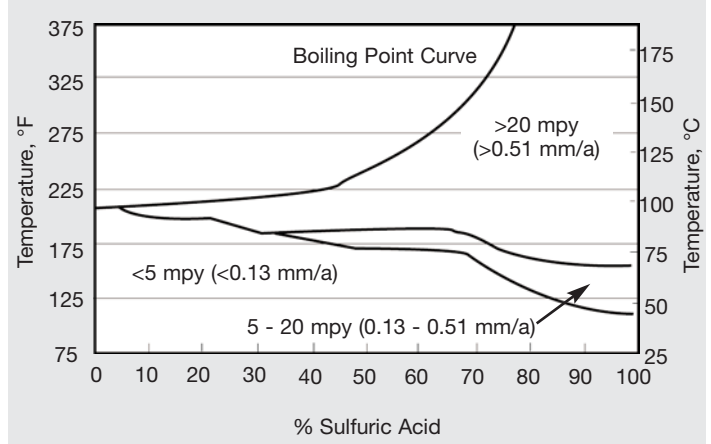


Figure 4. Isocorrosion chart for INCOLOY alloy 27-7MO in sulfuric acid.

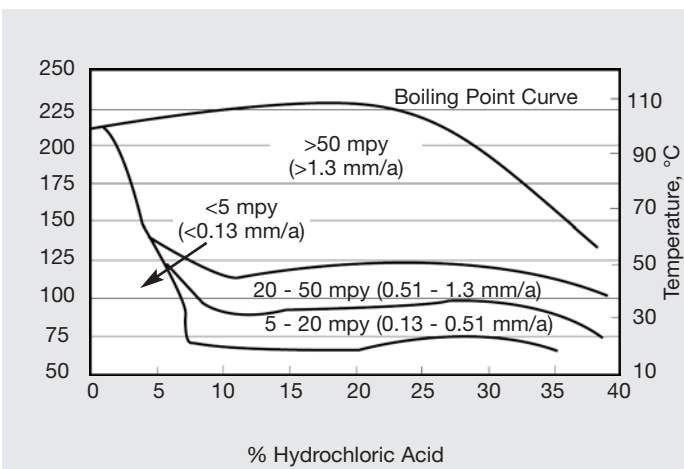


Figure 5. Isocorrosion chart for INCOLOY alloy 27-7MO in hydrochloric acid.

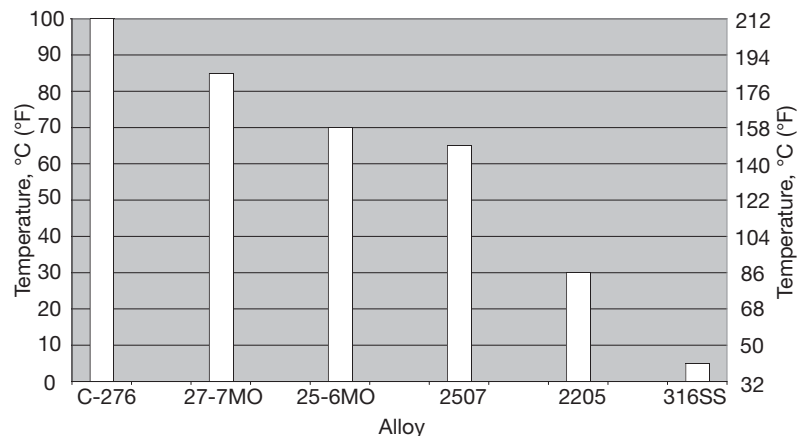


Figure 6. CPT of several FGD alloys in green death.

Resistance to Corrosion in Flue Gas Desulfurization Service

Components for service in flue gas desulfurization (FGD) systems for removal of sulfur dioxide from high sulfur coal-fired electric power utilities are exposed to very aggressive conditions. The environment inside the scrubbers is typically sulfuric acid at very low pH (1 or less) containing significant concentrations of halide ions (chlorides and fluorides) at temperatures up to 80°C (176°F).

To determine the performance of alloy 27-7MO and similar alloys, test specimens were exposed to a test solution that has been used to rank materials for FGD service. The solution contained 60% H₂SO₄ + 2.5% HCl + 0.2% HF + 0.5% flyash at 80°C (176°F). The test duration was one week. The resulting corrosion rates of the materials tested are reported in Table 10.

Table 10 - Corrosion Rates in a Simulated FGD Environment (60% H₂SO₄ + 2.5% HCl + 0.2% HF + 0.5% Flyash at 80°C)

Alloy	Corrosion Rate, mpy (mm/a)
INCOLOY alloy 25-6MO	199 (5.08)
UNS N08031	177 (4.50)
INCOLOY alloy 27-7MO	153 (3.91)
Ni-Cr-Mo alloy UNS N06059	47 (1.20)
INCONEL alloy 622	40 (1.02)
INCONEL alloy C-276	28 (0.71)
INCONEL alloy 686	23 (0.58)

Resistance to Corrosion in Sour Gas Service

INCOLOY® alloy 27-7MO is the next-generation super austenitic material for sour gas, seawater, brine, and high chloride environments in the oil & gas sector. Alloy 27-7MO U-bend corrosion test specimens exposed for two months in boiling saturated sodium chloride were fully resistant to stress corrosion cracking and pitting corrosion. Alloy 27-7MO has improved corrosion resistance and higher strength compared to INCOLOY® alloy 25-6MO and similar 6% molybdenum alloys. Corrosion resistance of alloy 27-7MO is compared with other alloys in Table 11. Effect of cold work on hardness of alloy 27-7MO in the as-cold drawn condition is shown in Figure 6. Applications in the oil and gas sector include wireline, armor wire, screens, and subsea banding.

Table 11 - Testing for INCOLOY alloy 27-7MO Sour Gas Armor Wire Service
Tested wire was in cold-worked condition on 0.031-in wire. Samples were stressed by wrapping wire upon itself.

Alloy	Test 1	Test 2	Test 3	Test 3b	Test 4	Test 5	Test 6
25-6MO	No cracking	No cracking	No cracking	No cracking	No cracking	None	<60
36MO	No cracking	No cracking	No cracking	No cracking	No cracking	All attacked	75
27-7MO	No cracking	No cracking	No cracking	No cracking	No cracking	None	80
MP35N	No cracking	No cracking	No cracking	No cracking	No cracking	None	>80

Test 1: Saturated NaCl + 2.5% NH₄HSO₃ boiling for 1008 hours.

Test 2: 23.5% MgCl₂ + 6% KCl + 0.3% CaO boiling for 1008 hours.

Test 3: 5% NaCl + 0.5% acetic acid purged with H₂S room temperature for 1008 hours (no coupling to steel).

Test 3b: 5% NaCl + 0.5% acetic acid purged with H₂S room temperature for 1008 hours (coupled to steel).

Test 4: Saturated NaCl + 5% MgCl₂ + 5% H₂S at 350°F (177°C) and 5 ksi (35 MPa) for 336 hours.

Test 5: G48-D (6% FeCl₃ + 1% HCl) Crevice test at 77°F (25°C).

Test 6: G48-C (6% FeCl₃ + 1% HCl) Critical pitting temperature evaluation.

Fabrication

INCOLOY alloy 27-7MO is readily fabricated, formed, and joined utilizing conventional equipment, techniques, and products. Forming can either be hot or cold.

Alloy 27-7MO is best hot worked in the temperature range of 1800 to 2100°F (980 to 1150°C). Annealing is done at 2050-2150°F (1121-1177°C). Stagnant oxidizing conditions must be avoided, particularly when heating the alloy above 1700°F (925°C), to prevent catastrophic oxidation. For example, attack can occur at crevice points when flat rolled products are stacked or laid against each other in a heat treating furnace. Forced gas and air flow are recommended. Cooling after heat treatment should be by rapid air cool or water quench. Prolonged exposure to temperatures between 1100 and 1700°F (600 to 930°C) should be avoided, as undesirable phases such as sigma can form. It can also cause sensitization which may lead to intergranular attack or increased susceptibility to stress corrosion cracking.

INCOLOY® alloy 27-7MO

Fabrication, continued

The work hardening rate of alloy 27-7MO is similar to that of INCOLOY alloy 25-6MO (Figure 7). Equipment used to form austenitic (300 series) stainless steels and nickel-based alloys will normally be suitable for forming alloy 27-7MO. The effect of cold work on the mechanical properties of INCOLOY alloy 27-7MO is shown in Figure 8. Additional information on fabrication is available in the Special Metals publication, "Fabricating", on the Special Metals website, www.specialmetals.com.

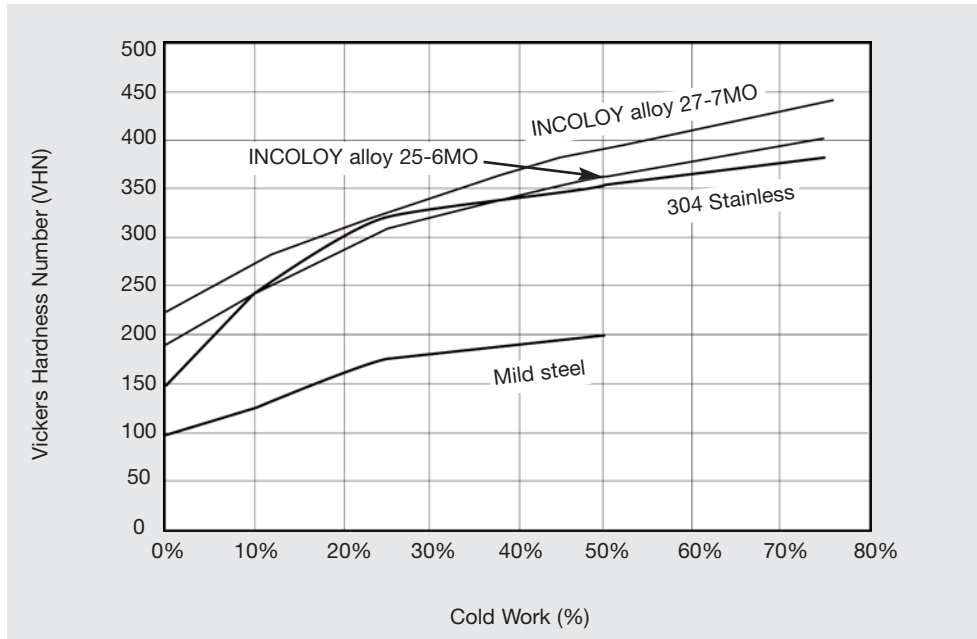


Figure 7. Effect of cold work on hardness.

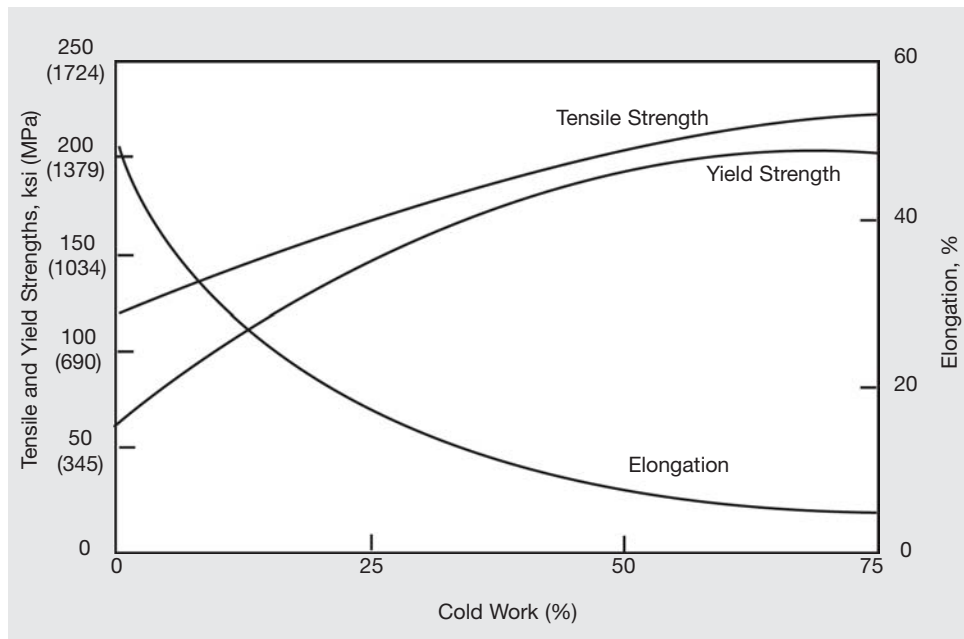


Figure 8. Typical room temperature mechanical properties of cold worked sheet.

Welding

INCOLOY alloy 27-7MO products are readily joined using conventional welding processes such as gas tungsten-arc (GTAW), gas metal-arc (GMAW), shielded metal-arc (SMAW), submerged arc (SAW), and plasma arc (PAW). Alloy 27-7MO (like other super-austenitic alloys) suffers a loss of corrosion resistance when autogenously welded or when welded with matching composition filler metal. Thus, overmatching composition welding products (i.e., those with higher molybdenum content) such as INCONEL Filler Metals 622, and 686CPT® and INCONEL Welding Electrodes 122 and INCO-WELD® Welding Electrode 686CPT are used. INCONEL Filler Metal 622 and INCONEL Welding Electrode 122 are considered optimum for joining the alloy to itself or to dissimilar materials. Weld procedures which minimize dilution by the base metal will result in the most corrosion-resistant weldments. Maintaining low heat input will minimize elemental segregation in the fusion zone and optimize corrosion resistance. The interpass weld temperature should be limited to 300°F (150°C).

Post-weld heat treatment is not required when overmatching composition welding products are used. However, autogenous weldments should be post weld heat treated at a minimum temperature of 2000°F (1100°C) for 5 minutes and air cooled or water quenched. This heat treatment will improve the corrosion resistance of products welded with filler metal as well. Pickling after welding or heat treatment is also generally effective in optimizing corrosion resistance. Removal of heat tint on the back of the welded component is often beneficial in improving corrosion resistance.

Additional information on joining nickel alloys and stainless steels is available in the Special Metals publication, "Joining", on the Special Metals Corporation website, www.specialmetals.com.

Machining

The machining characteristics of alloy 27-7MO are similar to those of other austenitic alloys. Products are readily machined in the annealed condition. Detailed information on machining alloy 27-7MO is available in the Special Metals publication, "Machining", on the Special Metals website, www.specialmetals.com.

Applicable Specifications

INCOLOY alloy 27-7MO is designated as UNS S31277. Allowable design stresses for ASME Boiler and Pressure Vessel Code construction are defined in ASME Code Case 2458.

Rod, Bar, Wire, and Forging Stock - ASTM A 479/ASME SA 479 (Bar)

Plate, Sheet, and Strip - ASTM A 240/ASME SA 240

Pipe and Tube - ASTM A 213/ASME SA 213 (Tube), ASTM A 249/ASME SA 249 (Tube), ASTM A 312/ASME SA 312 (Pipe)

Other - ASTM A 182/ASME SA 182



www.specialmetals.com



U.S.A. Special Metals Corporation

Billet, rod & bar, flat & tubular products

3200 Riverside Drive
Huntington, WV 25705-1771
Phone +1 (304) 526-5100
+1 (800) 334-4626
Fax +1 (304) 526-5643

Billet & bar products

4317 Middle Settlement Road
New Hartford, NY 13413-5392
Phone +1 (315) 798-2900
+1 (800) 334-8351
Fax +1 (315) 798-2016

Atomized powder products

100 Industry Lane
Princeton, KY 42445
Phone +1 (270) 365-9551
Fax +1 (270) 365-5910

Shape Memory Alloys

4317 Middle Settlement Road
New Hartford, NY 13413-5392
Phone +1 (315) 798-2939
Fax +1 (315) 798-6860

United Kingdom

Special Metals Wiggin Ltd.

Holmer Road
Hereford HR4 9SL
Phone +44 (0) 1432 382200
Fax +44 (0) 1432 264030

Special Metals Wire Products

Holmer Road
Hereford HR4 9SL
Phone +44 (0) 1432 382556
Fax +44 (0) 1432 352984

China

Special Metals Pacific Pte. Ltd.

Room 1802, Plaza 66
1266 West Nanjing Road
Shanghai 200040
Phone +86 21 3229 0011
Fax +86 21 6288 1811

Special Metals Pacific Pte. Ltd.

Room 910, Ke Lun Mansion
12A Guanghua Road
Chaoyang District
Beijing 100020
Phone +86 10 6581 8396
Fax +86 10 6581 8381

France

Special Metals Services SA

17 Rue des Frères Lumière
69680 Chassieu (Lyon)
Phone +33 (0) 4 72 47 46 46
Fax +33 (0) 4 72 47 46 59

Germany

Special Metals Deutschland Ltd.

Postfach 20 04 09
40102 Düsseldorf
Phone +49 (0) 211 38 63 40
Fax +49 (0) 211 37 98 64

Hong Kong

Special Metals Pacific Pte. Ltd.

Unit A, 17th Floor, On Hing Bldg
1 On Hing Terrace
Central, Hong Kong
Phone +852 2439 9336
Fax +852 2530 4511

India

Special Metals Services Ltd.

No. 60, First Main Road, First Block
Vasantha Vallabha Nagar
Subramanyapura Post
Bangalore 560 061
Phone +91 (0) 80 2666 9159
Fax +91 (0) 80 2666 8918

Italy

Special Metals Services SpA

Via Assunta 59
20054 Nova Milanese (MI)
Phone +390 362 4941
Fax +390 362 494224

The Netherlands

Special Metals Service BV

Postbus 8681
3009 AR Rotterdam
Phone +31 (0) 10 451 44 55
Fax +31 (0) 10 450 05 39

Singapore

Special Metals Pacific Pte. Ltd.

24 Raffles Place
#27-04 Clifford Centre
Singapore 048621
Phone +65 6532 3823
Fax +65 6532 3621

Affiliated Companies

Special Metals Welding Products

1401 Burriss Road
Newton, NC 28658, U.S.A.
Phone +1 (828) 465-0352
+1 (800) 624-3411
Fax +1 (828) 464-8993

Canada House
Bidavon Industrial Estate
Waterloo Road
Bidford-On-Avon
Warwickshire B50 4JN, U.K.
Phone +44 (0) 1789 491780
Fax +44 (0) 1789 491781

Controlled Products Group

590 Seaman Street, Stoney Creek
Ontario L8E 4H1, Canada
Phone +1 (905) 643-6555
Fax +1 (905) 643-6614

A-1 Wire Tech, Inc.

A Special Metals Company
4550 Kishwaukee Street
Rockford, IL 61109, U.S.A.
Phone +1 (815) 226-0477
+1 (800) 426-6380
Fax +1 (815) 226-0537

Rescal SA

A Special Metals Company
200 Rue de la Couronne des Prés
78681 Epône Cédex, France
Phone +33 (0) 1 30 90 04 00
Fax +33 (0) 1 30 90 02 11

DAIDO-SPECIAL METALS Ltd.

A Joint Venture Company
Daido Shinagawa Building
6-35, Kohnan 1-chome
Minato-ku, Tokyo 108-0057, Japan
Phone +81 (0) 3 5495 7237
Fax +81 (0) 3 5495 1853